



Search...



Dashboard CBHS Therapist Dashboard

As of Sep 23, 2022 12:01 PM-Viewing as Nicole Moler-Change

You can access the dashboard on your Home Page or through the Dashboard tab

It's a good practice to start by clicking REFRESH to ensure all of the information is up-to-date

Refresh Edit

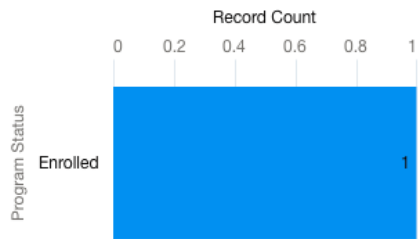
My Open Cases

1

Total # of OPEN cases

[View Report \(My Case Statuses\)](#)

Program Status



Total # of OPEN cases grouped by Program Status

[View Report \(My Case Statuses\)](#)

My Caseload

All active clients

Case Record: Case Name	Prog...	Referral Ty...	First Therapy A...	Most Recent Therapy Appo...	Days Since Staff En...
Joey Ramone TEST CBHS 3/2022 Case Record	Enrolle	Individual	3/24/2022 9:00 AM	6/14/2022 9:00 AM	11

Detailed list of your OPEN cases, including information on the date of the first and most recent therapy appointments, and the length of time since you last engaged with OR attempted to engage with the client.

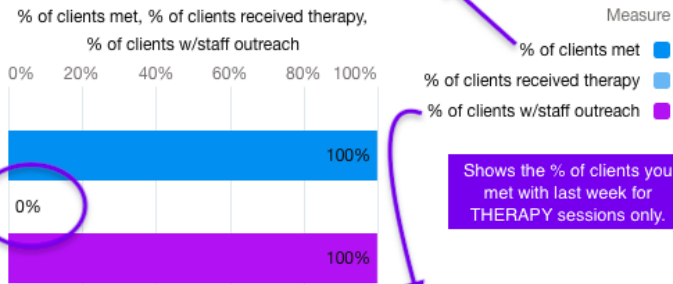
[View Report \(My Case Statuses\)](#)

My Client Engagement Last Week

Frequency for ALL active clients

Shows the % of clients you met with last week. This includes all type of engagement, not only therapy sessions.

In this example, you see that the therapist had contact with the client Joey Ramone last week, but not for a therapy session.



Shows the % of clients you met with last week for THERAPY sessions only.

Shows the % of clients you engaged or attempted to engage with last week. This includes all type of engagement. This % will always be equal to or greater than the % of clients met with

[View Report \(My CBHS Frequency Last Week-all open\)](#)

My Clients w/Engagement Last Week

Client Name ↑	Sum of Duration (Minu...	Sum of Service Entry: Unduplicate...	Sum of Unduplicate...
Joey Ferdinand Ramone TE\$	50	1	1
Total	50	1	1

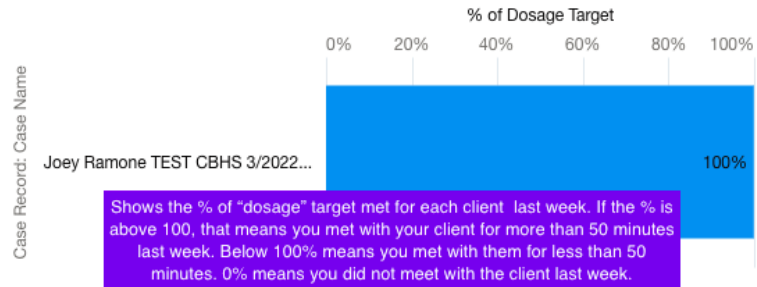
Lists all of the clients you engaged with last week and for how long. Includes all types of engagement, not only therapy sessions.

Therapist time spent engaging w/clients; includes ALL active clients, all types of engagement

[View Report \(My CBHS Client Engagement Last Week\)](#)

My Client Dosage

All active clients w/engagement

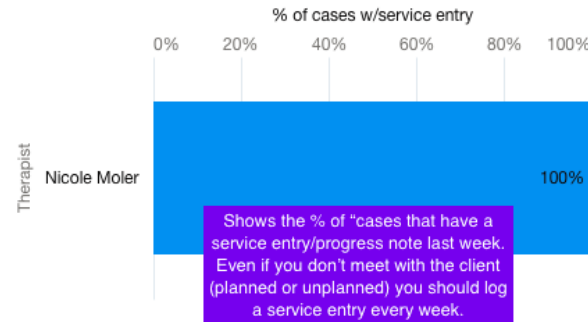


Based on 50 minute/week dosage target

[View Report \(My CBHS Dosage Last Week - all open\)](#)

My CBHS Service Entries Last Week

% of all active clients w/service entry



[View Report \(My CBHS Service Entries Last Week\)](#)

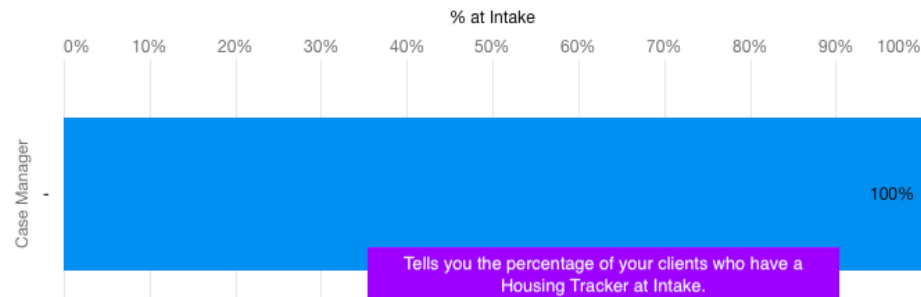
My Service Entry Delays

We can't draw this chart because there is no data.

Shows if you have any service entries/progress notes that were entered 2 or more weeks after the date of the engagement. If this is blank, that means you don't have any service entry delays.

[View Report \(My Service Entry Delays\)](#)

Housing Trackers at Intake



[View Report \(My housing trackers at intake\)](#)

If this is less than 100%, click on the link to see which clients are missing Housing Trackers at Intake.

Housing Trackers at Exit

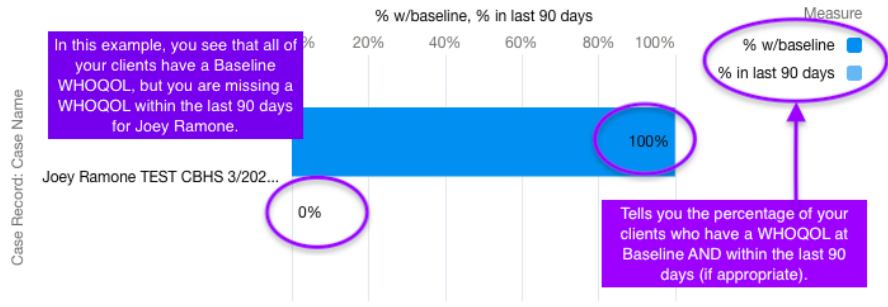
We can't draw this chart because there is no data.

Tells you the percentage of your clients who have a Housing Tracker at Exit. If this chart is blank, that means you do not have any clients who have exited.

[View Report \(My housing trackers\)](#)

If this is less than 100%, click on the link to see which clients are missing Housing Trackers at Intake.

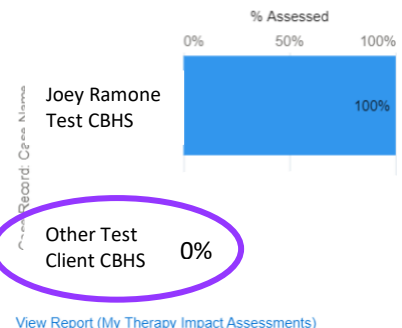
My Upcoming & Overdue WHOQOL



[View Report \(My Upcoming & Overdue WHOQOL\)](#)

This section tells you which of your exited clients have Therapy Impact Assessments. 0% means that the client is missing an assessment. Click into the client's case record to add.

My Therapy Impact Assessments



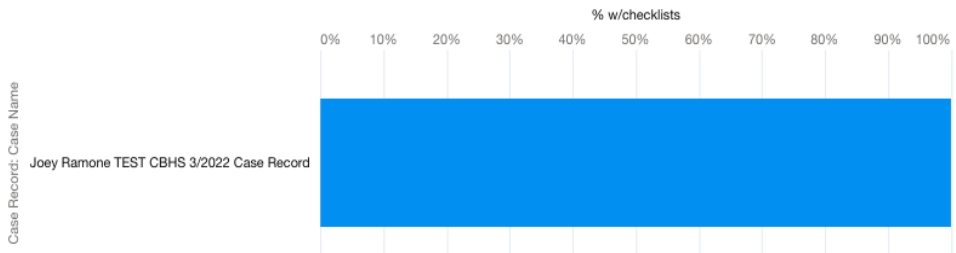
My Open Tasks

Subject ↑	Related To	Task Due Date
Quarterly WHOQOL Assessment Due!	Joey Ramone TEST CBHS 3/2022 Case Record	9/5/2022

This section shows you all of your OPEN (not completed) tasks. Once the task is marked completed, it will disappear from the dashboard.

[View Report \(My Open Tasks\)](#)

My Clients w/checklists



This section helps you keep track of any ENROLLED clients who are missing a Checklist. A 0% next to the client's name means that the client is missing a checklist. Click into the client's case record to add. In this example, you see that the client does have a checklist on their case record.

[View Report \(My CBHS Checklist\)](#)

Client Consent Forms Status

Case Record: Case Name	Therapy Consen...	HIPAA Acknowl...	WHOQOL Cons...	WHOQOL Consent Withdr...
Joey Ramone TEST CBHS 3/2022 Case Record	YES	YES	NO	-

[View Report \(My CBHS Checklist Status\)](#)

This section lets you see the status of the different consent forms for your ENROLLED clients who have a checklist. In this example, you can see that the client has the Therapy Consent and HIPAA forms attached to the case, but is still missing the WHOQOL.